

CULTURAL DIVERSITY

RESEARCH SUMMARY



Our health and wellbeing is shaped by the people in our lives, our community, and the place in which we live.

Hobsons Bay City Council has prepared a series of research summaries to provide information about the social and environmental conditions that affect our health and wellbeing.

This research summary provides information on culturally and linguistically diverse communities in Hobsons Bay.

Note: Most indicators in this research summary relate to people born overseas or people who speak a language other than English (LOTE) at home.

**HOBSONS
BAY CITY
COUNCIL**

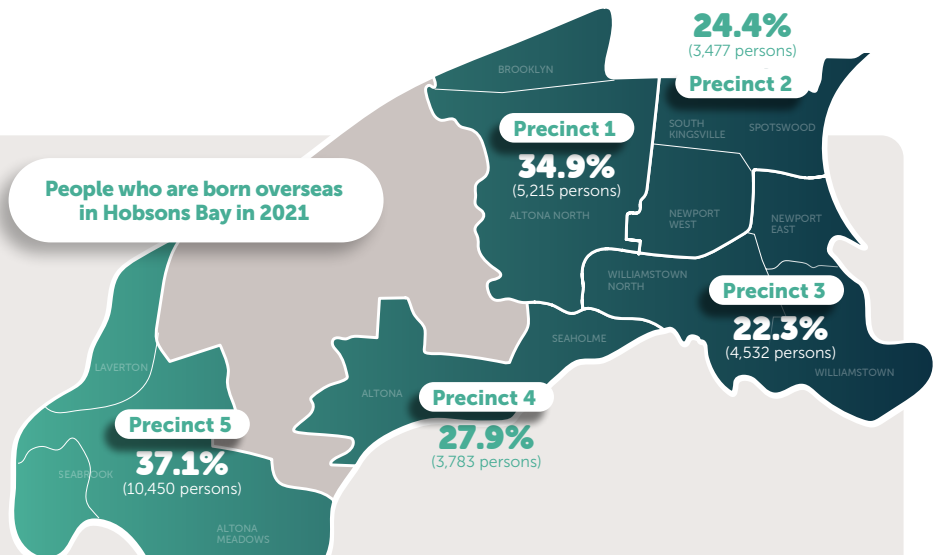


PEOPLE

Population

2, 5

In 2021, Precinct 5 (Altona Meadows, Seabrook, Laverton) had the largest proportion of people born overseas in Hobsons Bay (37.1%). Precinct 1 (Altona North, Brooklyn) had the largest proportion of people who spoke a language other than English (LOTE) at home (40.9%) and with low or no English proficiency (7.9%).



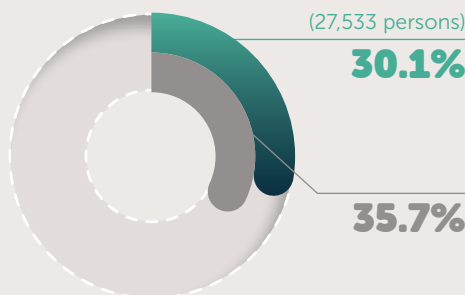
Speak LOTE at home

Top 3 LOTE

Low or no English proficiency

Precinct	Speak LOTE at home	Top 3 LOTE	Low or no English proficiency
Precinct 1	40.9% (6,107 persons)	Arabic (10.0%), Greek (4.6%), Italian (4.3%)	7.9% (1,173 persons)
Precinct 2	19.3% (2,754 persons)	Arabic (2.6%), Greek (2.2%), Italian (1.5%)	2.7% (387 persons)
Precinct 3	14.9% (3,028 persons)	Greek (2.5%), Italian (1.6%), Macedonian (1.0%)	1.6% (322 persons)
Precinct 4	19.2% (2,603 persons)	Maltese (1.7%), Italian (1.6%), Greek (1.4%)	2.0% (272 persons)
Precinct 5	35.6% (10,045 persons)	Vietnamese (2.8%), Arabic (2.5%), Punjabi (2.1%)	5.6% (1,589 persons)

In 2021, people born overseas made up 30.1 per cent of Hobsons Bay's population, a smaller proportion than for Greater Melbourne (35.7%).



In 2021, Hobsons Bay was home to people born in more than:

150+ COUNTRIES

Birthplace

5

The top five overseas birthplaces for people in Hobsons Bay in 2021:

- 1** United Kingdom: **4.2%** (3,879 persons)
- 2** India: **2.7%** (2,494 persons)
- 3** New Zealand: **2.1%** (1,919 persons)
- 4** Vietnam: **1.6%** (1,487 persons)
- 5** Italy: **1.4%** (1,310 persons)

Note: The top five overseas birthplaces did not change from 2016.

Top three birthplaces of those who have arrived in the last five years:

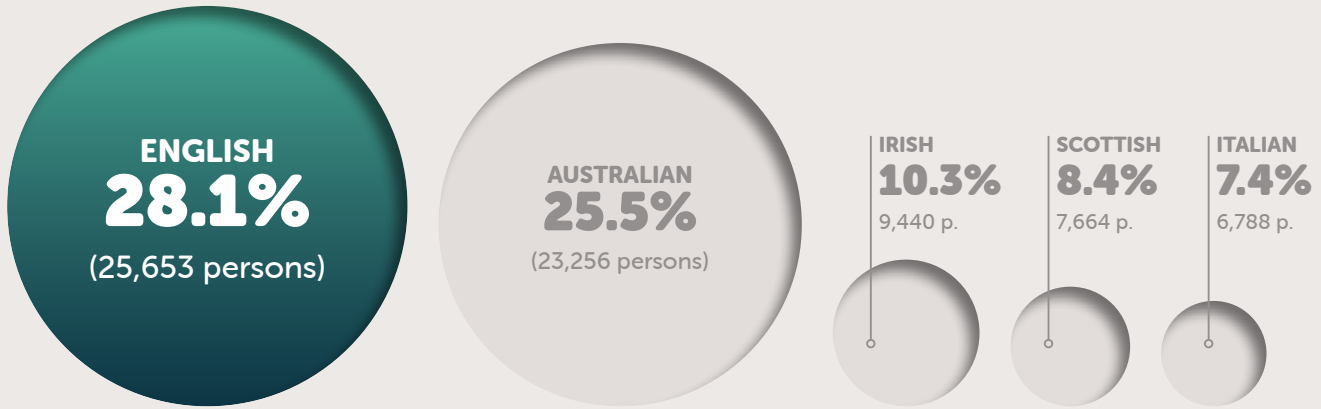
- 1** India: **21.3%** (1,115 persons)
- 2** New Zealand: **9.9%** (518 persons)
- 3** United Kingdom: **9%** (474 persons)

Ancestry

5

The top five ancestries (i.e. cultural background) for people in Hobsons Bay in 2021:

Note: The top five ancestries did not change from 2016.



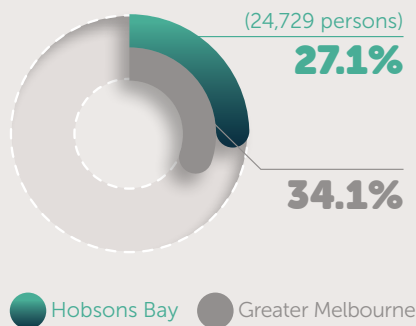
Language

2, 5


In 2021, a smaller proportion of people spoke a language other than English in Hobsons Bay (27.1%) compared to Greater Melbourne (34.1%).

In 2021, Hobsons Bay residents spoke more than 120 languages.

The top five languages other than English spoken in Hobsons Bay in 2021:



120+ LANGUAGES



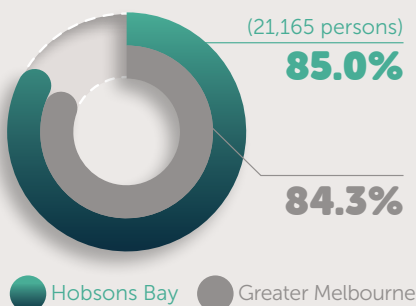
Note: The top five languages other than English did not change from 2016.

English Proficiency

2, 5

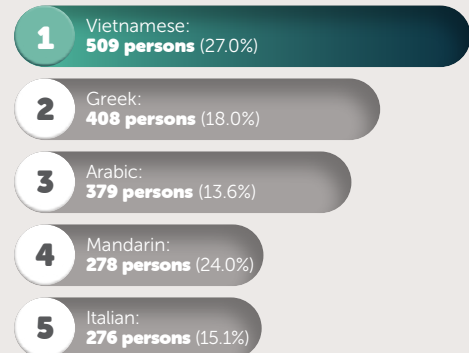

In 2021, a similar proportion of people who spoke a language other than English in Hobsons Bay also spoke English very well or well (85%), compared to Greater Melbourne (84.3%).

Top five languages spoken by people who speak English not well or not at all:



By percentage (min. 20 persons):

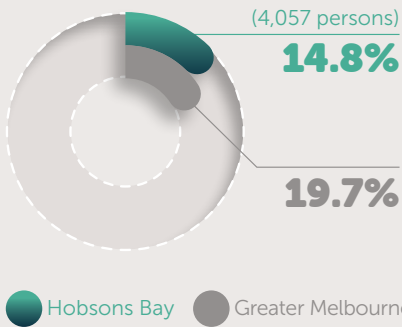
By total persons:



Migration Status

2, 5

In 2021, a smaller proportion of the population in Hobsons Bay had arrived in Australia in the previous five years (14.8%), compared to Greater Melbourne (19.7%).



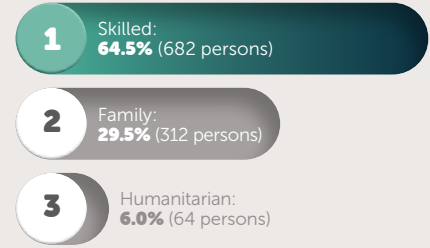
In 2020, 44 people who were seeking asylum were living in Hobsons Bay, mostly in Altona Meadows, Laverton and Seabrook.

44

PEOPLE WERE SEEKING ASYLUM

In 2019, 1,058 people settled in Hobsons Bay, with the majority via the skilled visa stream (64.5%).

Visa type

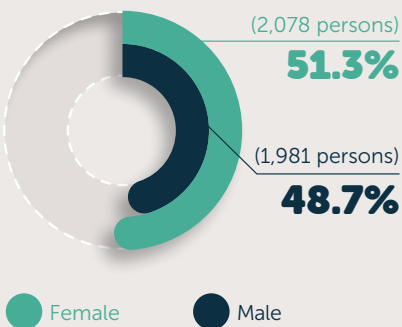


Note: Hobsons Bay ranked 24th in Victoria for total people settled in 2019.

Gender

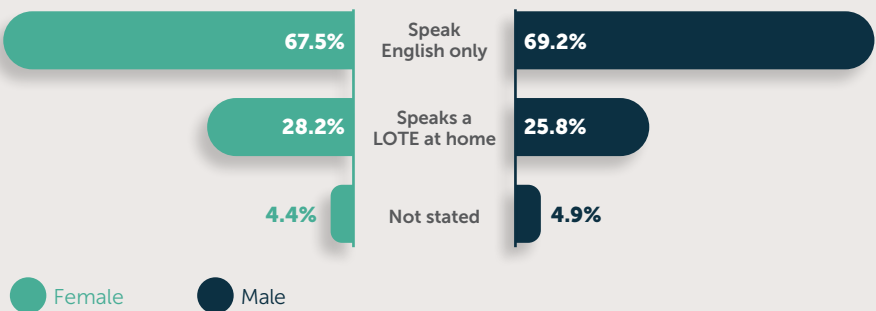
2, 5

In 2021, a slightly larger proportion of Hobsons Bay residents who had arrived in Australia in the previous five years were female (51.3%), compared to male (48.7%).



In 2021, a larger proportion of females in Hobsons Bay spoke a language other than English (LOTE) at home (28.2%), compared to males (25.8%).

LOTE by gender

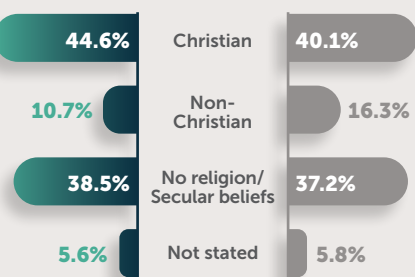


Religion

2, 5

In 2021, a slightly smaller proportion of people in Hobsons Bay followed a religion (55.3%), compared to Greater Melbourne (56.4%).


Hobsons Bay Greater Melbourne



In 2021, more than 80 religions were followed in the Hobsons Bay community.

80+ RELIGIONS

Top five most popular religions in Hobsons Bay in 2021:



Note: A substantially smaller proportion follow a non-Christian religion in Hobsons Bay, compared to Greater Melbourne.

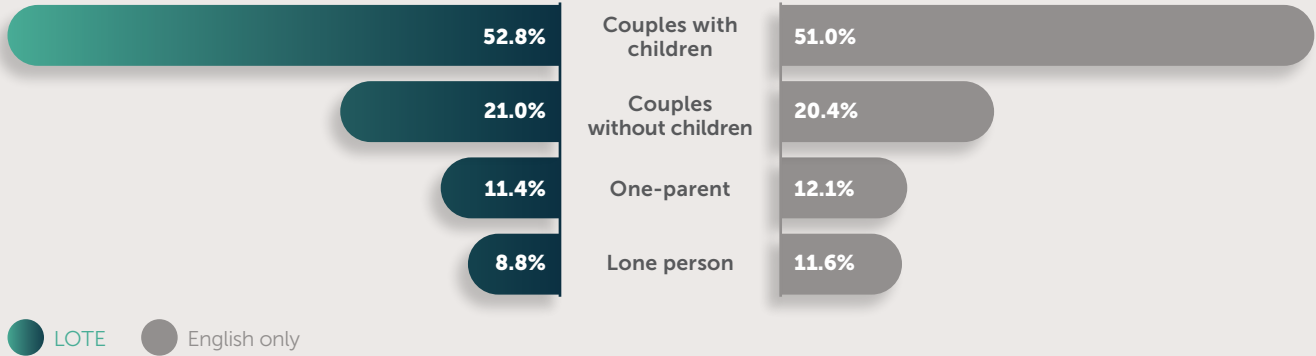
Note: Buddhism was in the top five in 2016, replaced by Hinduism in 2021.

PEOPLE cont.

Households 2

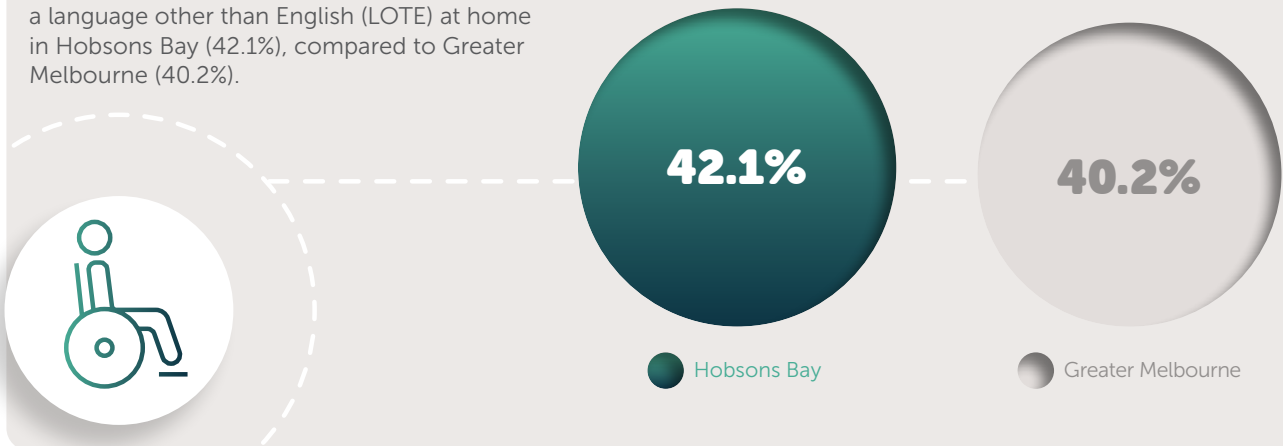
In 2021, a smaller proportion of people in Hobsons Bay who spoke a language other than English (LOTE) at home lived in lone-person households (8.8%), compared to people who spoke English only (11.6%).

LOTE by household type



Disability 2


In 2021, a larger proportion of people who need assistance with core activities also spoke a language other than English (LOTE) at home in Hobsons Bay (42.1%), compared to Greater Melbourne (40.2%).




Age 2

In 2021, a smaller proportion of people under 25 spoke a language other than English (LOTE) at home in Hobsons Bay (22.7%), compared to Greater Melbourne (31.5%).


Legend: ● Hobsons Bay, ● Greater Melbourne



The top five overseas birthplaces for people under 25 in Hobsons Bay:



The top five overseas birthplaces for people aged 60+ in Hobsons Bay:



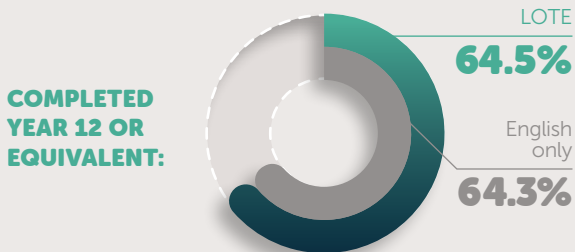
Note: In 2021, a slightly larger proportion of people aged 60+ spoke a LOTE at home in Hobsons Bay (31.9%), compared to Greater Melbourne (30.6%).

EDUCATION & EMPLOYMENT

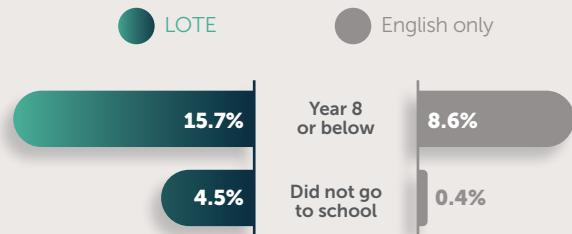
Education

2


In 2021, a similar proportion of Hobsons Bay residents aged 15+ who spoke a language other than English (LOTE) at home had completed Year 12 or equivalent (66.2%), compared to residents who spoke English only (67%).



In 2021, a larger proportion of Hobsons Bay residents aged 15+ who spoke a language other than English (LOTE) at home had not progressed beyond Year 9 or equivalent (20.2%), compared to residents who spoke English only (9%).



In 2021, a larger proportion of Hobsons Bay residents aged 15+ who spoke a language other than English (LOTE) at home had no formal qualifications (45.4%), compared to residents who spoke English only (37.8%).



Care/Unpaid Work

2

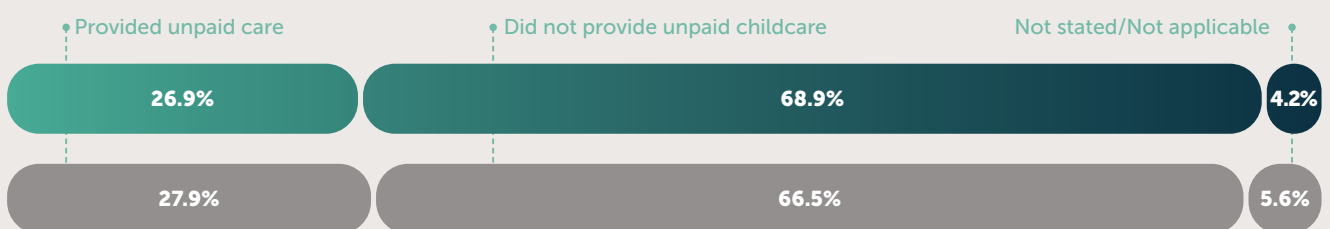
In 2021, a smaller proportion of Hobsons Bay residents aged 15+ who spoke a language other than English (LOTE) at home volunteered (8.6%), compared to residents who spoke English only (14.4%).



In 2021, a slightly larger proportion of Hobsons Bay residents aged 15+ who spoke a language other than English (LOTE) at home provided unpaid assistance to a person with a disability, long-term illness or old age (14.7%), compared to residents who spoke English only (13.7%).



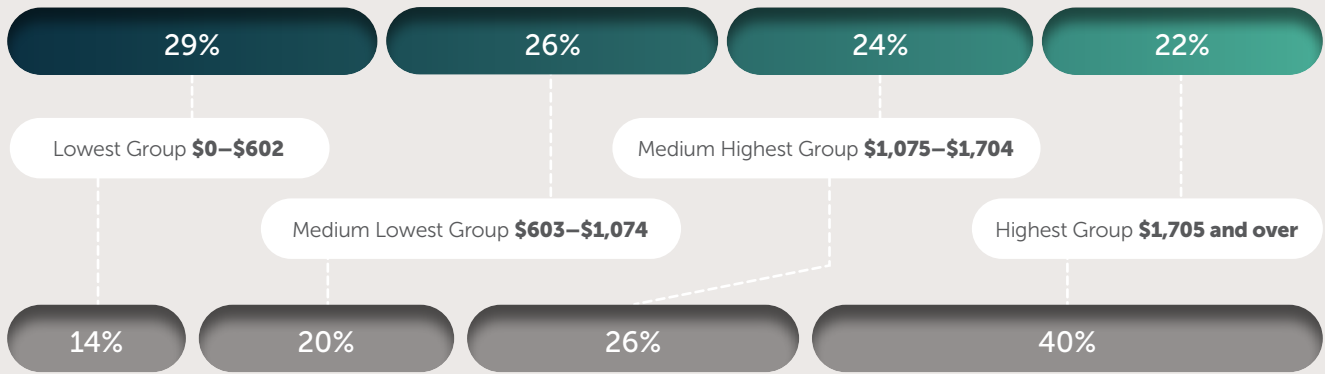
In 2021, a slightly smaller proportion of Hobsons Bay residents aged 15+ who spoke a language other than English (LOTE) at home provided unpaid childcare (26.9%), compared to residents who spoke English only (27.9%).



EDUCATION & EMPLOYMENT cont.

Income ²

In 2021, a larger proportion of households who spoke a language other than English (LOTE) at home in Hobsons Bay were in the lowest income group for equivalised weekly household income (29%), compared to households that spoke only English (14%).

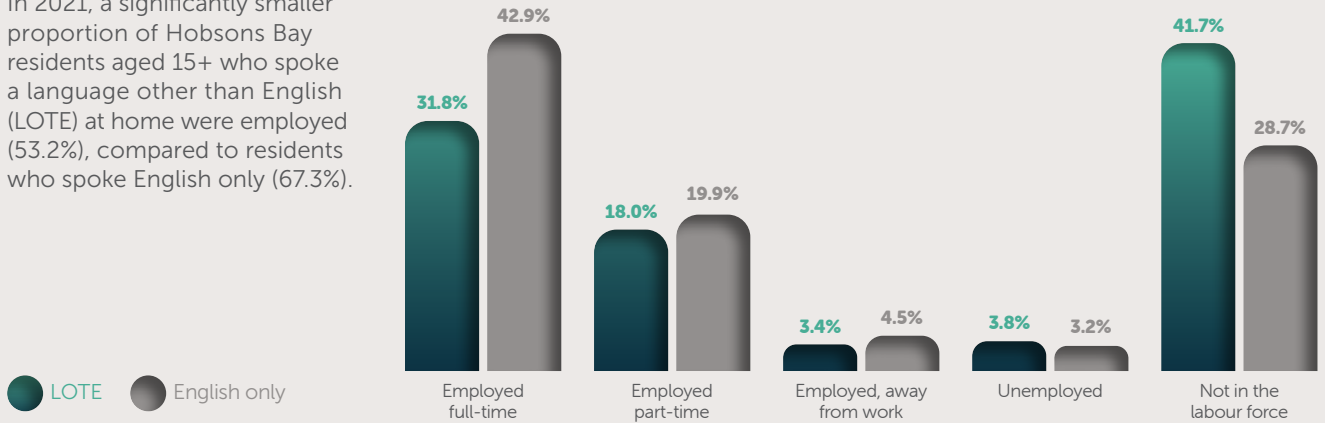


Note: Equivalised Household Income puts all households on an equal footing independent of household size and composition to enable a true comparison between households (.id Consulting 2022).

LOTE households English-only households

Employment ²

In 2021, a significantly smaller proportion of Hobsons Bay residents aged 15+ who spoke a language other than English (LOTE) at home were employed (53.2%), compared to residents who spoke English only (67.3%).



The top three industries for employed Hobsons Bay residents aged 15+ who speak a language other than English (LOTE) at home are:

- 1 Health care and social assistance: **12.1% (1,300 persons)**
- 2 Retail trade: **9.8% (1,054 persons)**
- 3 Professional, scientific and technical services: **9.5% (1,021 persons)**

The top three occupations for employed Hobsons Bay residents aged 15+ who speak a language other than English (LOTE) at home are:

- 1 Professionals: **25.4% (2,826 persons)**
- 2 Managers: **12.3% (1,373 persons)**
- 3 Clerical and administrative workers: **12.1% (1,350 persons)**

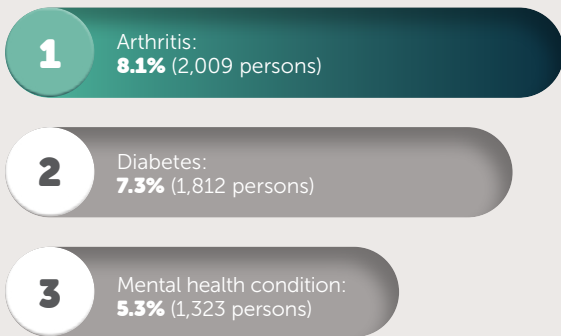
Note: These are similar to the top 3 for the wider Hobsons Bay community: Health Care and Social Assistance (11%), Professional, Scientific and Technical Services (9.8%), and Construction (9.5%).

Note: These are the same top 3 as for people who speak English only (which are 28.2%, 17.2% and 14.2% respectively).

HEALTH AND WELLBEING

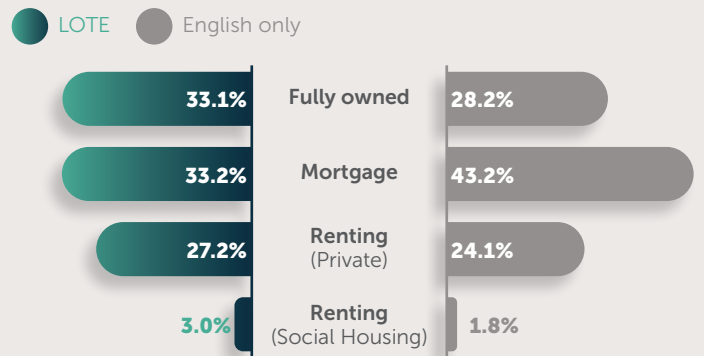
Long-term health conditions ²

The top three long-term health conditions among people who speak a language other than English (LOTE) at home in Hobsons Bay are:



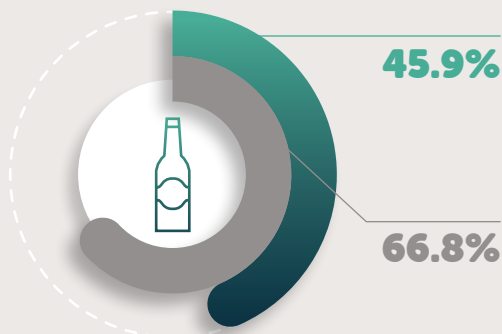
Housing and homelessness ²

In 2021, a larger proportion of households who spoke a language other than English (LOTE) at home in Hobsons Bay fully owned their home (33.1%), compared to households who spoke English only (28.2%).



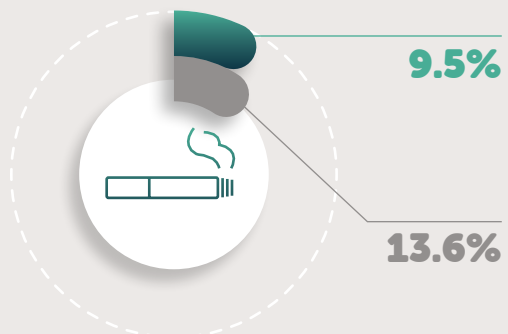
Alcohol and other drugs ^{4, 5}

In 2019, a substantially lower proportion of Victorians born overseas consumed alcohol at levels exceeding lifetime risk guidelines (45.9%), compared to Victorians born in Australia (66.8%).



● Victorians born overseas ● Victorians born in Australia

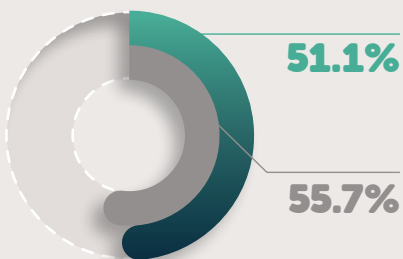
In 2020, a lower proportion of Victorians born overseas smoked daily (9.5%), compared to Victorians born in Australia (13.6%).



● Victorians born overseas ● Victorians born in Australia

Safety ⁴

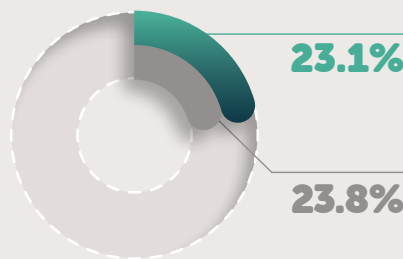
In 2019, a smaller proportion of Victorians born overseas felt safe walking in their street (51.1%), compared to Victorians born in Australia (55.7%).



● Victorians born overseas ● Victorians born in Australia

Mental health ⁵

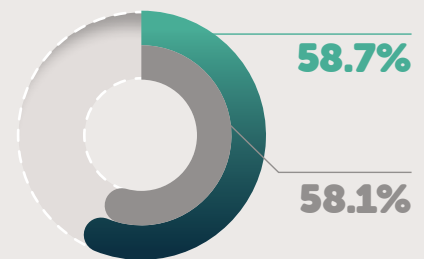
In 2020, a similar proportion of Victorians born overseas reported high or very high psychological distress (23.1%), compared to Victorians born in Australia (23.8%).



● Victorians born overseas ● Victorians born in Australia

Community connection ⁴

In 2019, a similar proportion of Victorians born overseas belonged to an organised group (58.7%), compared to Victorians born in Australia (58.1%).



● Victorians born overseas ● Victorians born in Australia

Reference list

1. .id informed decisions (2022) *Hobsons Bay City - Community Profile*, .id community demographic resources. Available at: <https://profile.id.com.au/hobsons-bay/service-age-groups> (Accessed: January 2023).
2. Australian Bureau of Statistics (2022) *2021 Census of Population and Housing, Australian Bureau of Statistics - TableBuilder - Datasets*. Available at: <https://tablebuilder.abs.gov.au/webapi/jsf/dataCatalogueExplorer.xhtml> (Accessed: January 2023).
3. City of Greater Dandenong (c. 2020) 'Social Statistics - Asylum Seekers and Refugees and Immigration and Settlement'. Available at: <https://www.greaterdandenong.vic.gov.au/social-statistics-asylum-seekers-and-refugees-and-immigration-and-settlement> (Accessed: February 2023).
4. Department of Health (2022) 'Victorian Population Health Survey 2019', *Victorian Population Health Survey 2019*. Available at: <https://www.health.vic.gov.au/population-health-systems/victorian-population-health-survey-2019> (Accessed: January 2023).
5. Department of Health (2022) 'Victorian Population Health Survey 2020', *Victorian Population Health Survey 2020*. Available at: <https://www.health.vic.gov.au/population-health-systems/victorian-population-health-survey-2020> (Accessed: January 2023).