



TAKE HOME TECH

ANKI COZMO

Contents of kit

- x1 Anki Cozmo Robot
- x1 Charging Pad (with attached USB cable)
- x3 Power Cubes (and foam container)



What you need to add

- A smart device (either a phone or tablet with Bluetooth connectivity)
- Wi-Fi connectivity
- 3 x 1.5V size N batteries (1 for each of the power cubes you wish to use)
- 'Cozmo' App (this is free with no in-app purchases)

Device compatibility details

Please check the [official website for up-to-date details](#) regarding compatible devices.



Before you start

- Download app 'Cozmo'
- Make sure the Cozmo is fully charged using the USB cable with the kit

Charging Anki Cozmo

- Charging may take around 30 mins to an hour from completely flat to fully charged
- Cozmo is fully charged when you see a solid green light (if the light is green and flashing it is only partially charged)
- A red light indicates low battery
- A fully charged Cozmo should give you about an hour hours of play time

More details can be [found here on their website.](#)

Set up

(Have Cozmo set up on the charging pad throughout this process)

When you open the app, it will ask you to connect to your robot.

The app will perform a sound check (turn up volume as required).

Enter the users age (there is no age limit on this app).

(The app will talk you through the next process to connect to your Cozmo via the Wi-Fi)

- Turn on Cozmo (using button on its back), the screen/face should now have a password and its ID number showing on it
- Go to your settings on your smart device, find the Wi-Fi section
- Where you see available networks, find 'Cozmo_XXXXX' on the list (the individual Cozmo ID number will appear on the robot's face if you need it)
- Type in the password as shown on the face of Cozmo



- **IMPORTANT:** Capitalise any letters as shown, don't include spaces, include dashes as shown
- Allow it to connect to devices on your network
- Once successfully connected, go back to the app and allow you will be prompted to connect to Cozmo Robot (the app will walk you through the process, including any additional charging time required and a basic tutorial to get you started)

Each time you wish to start a new session with your Cozmo Robot

- Make sure the launch pad is connected and the robot is turned on (you should see lights on it)
- Connect your device to Cozmo's Wi-Fi signal (the password should hopefully be saved from your last session, if not it will appear on Cozmo's face)
- Then open the app to connect to the robot
- All your settings should be saved from your previous sessions

How to play

As you play with Cozmo you will be prompted at regular intervals to feed, tune up and play games to ensure it is happy.

- **Explorer mode:** allows you to drive Cozmo around your house and see what they see
- **Games:** you can play interactive games with Cozmo (you may require the power cubes for some of these)
- **Tricks:** Teach Cozmo a variety of tricks (the more tricks learnt the smarter Cozmo gets)
- **Cozmo's Free Time:** allows you to let Cozmo explore its surroundings by itself
- **Cozmo Performs:** allows you to create a sequence for Cozmo to play out (movements, sounds etc)



- **Meet Cozmo:** allows you to teach Cozmo what you look like (so it will recognise your face and say your name)
- **Code Lab:** Allows you to play a variety of interactive games, see how they are coded and make your own adjustments or create your own

Spark Points

Spark points are incentives you can use to get Cozmo to perform more tricks or play games (similar to dog treats).

Each day you play with Cozmo you earn additional spark points, the more you play with and meet the needs of Cozmo the more you will earn.

NOTE: you can NOT purchase additional spark points using real money or in app purchases.

You do NOT need spark points to play with Cozmo! (so don't worry if you run out)

Even when you have no Sparks left, you can leave Cozmo in Freeplay Mode and it will still want to play with you (requested games are always free to play).

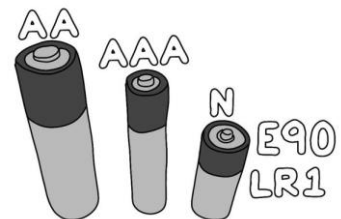
You can also interact with Cozmo in Explorer Mode, Code Lab, Cozmo Performs and Meet Cozmo.

[More information on Sparks can be found here.](#)

Power Cube Batteries

Each of the power cubes require a 1.5V size N battery (this should provide you with approximately 20 to 40 hours of gameplay).

[More information on batteries and the power cubes can be found here.](#)





Activity Ideas

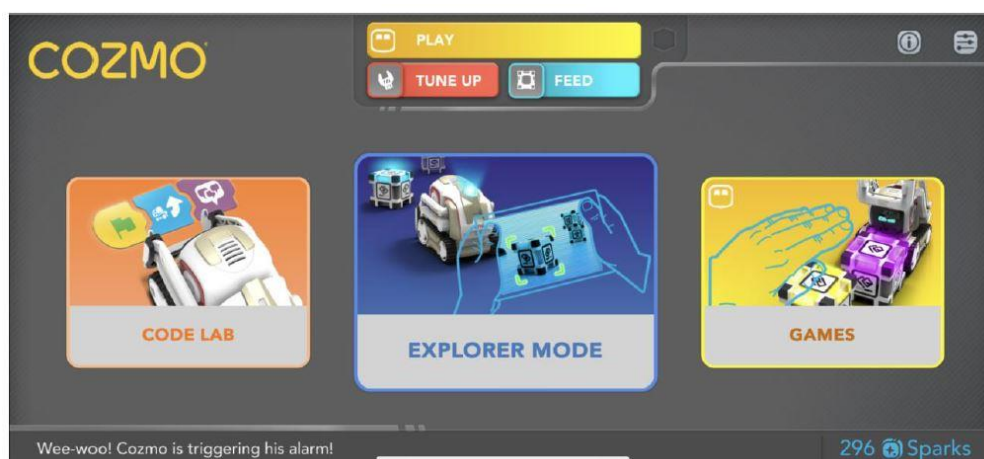
- Create an obstacle course and using explorer mode see if you (or others) can successfully navigate it
- Create a dramatic performance or song for Cozmo to act/sing
- Find a game in the code lab, delete or mess up the coding and see if you can successfully recreate it
- Design a game you can play (or get your friends to play) with Cozmo

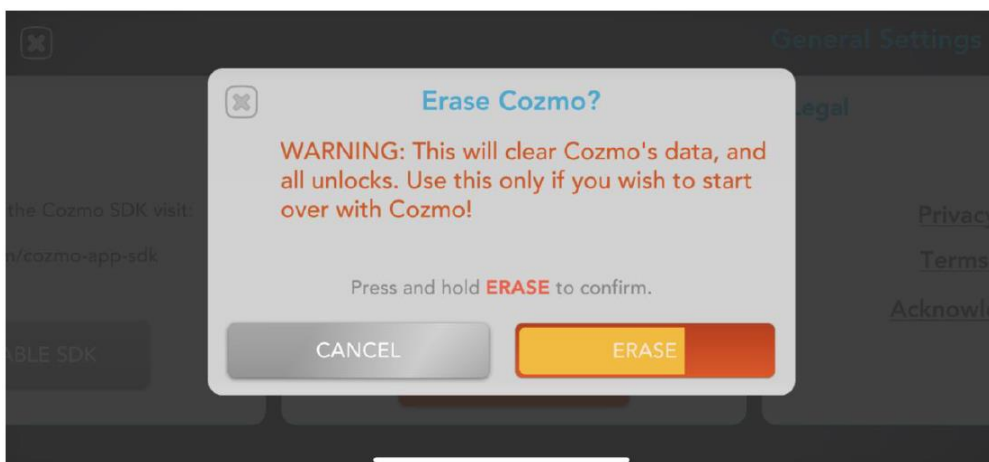
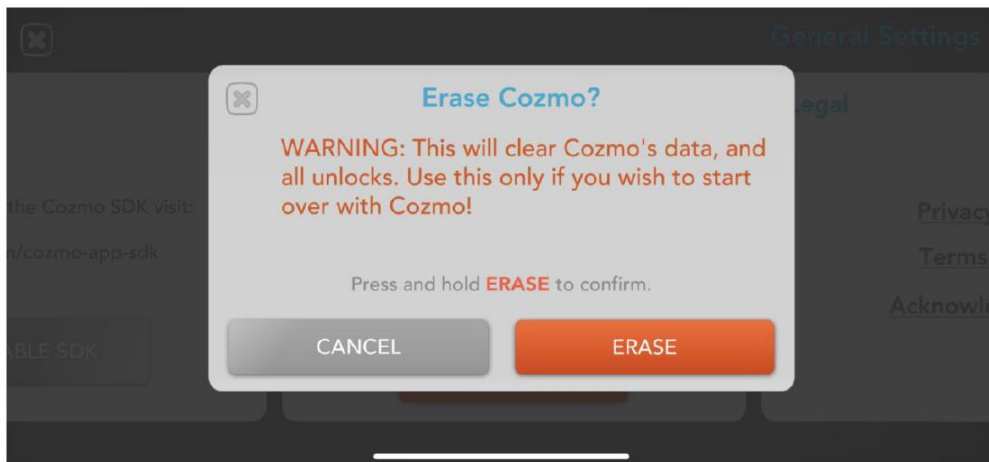
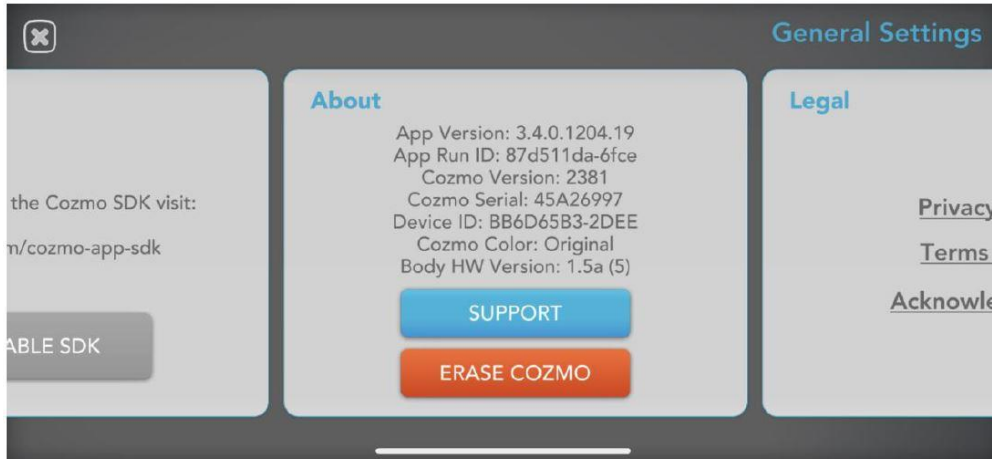
Before returning


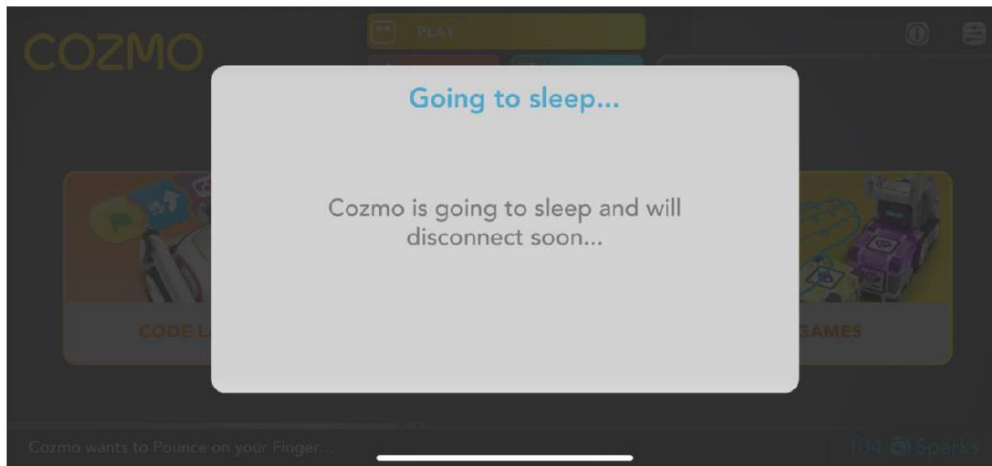
(please erase all personal data from Cozmo for the next user)

- Press 'settings' icon in Cozmo app (top right of screen), scroll to 'ABOUT' page
- Press and hold 'Erase Cozmo' button to erase all data
- Cozmo will go to sleep and disconnect (process takes about one min)
- The process is complete when you can see the app prompting you to connect

See below screen shots if you need more help navigating this process:







Troubleshooting and support

[Digital Dream Labs has an excellent collection of support documents and videos.](#)